

## New Draft Mode for NCO Website Editing

Overview of Changes – October 27, 2023

The NCO website now includes a powerful Drafts mode for website editors.

These changes have been made available to all programs that use the NCO editing features.

The changes include:

- “Save Draft” Functionality saves your changes to a page without making the changes public.
- “Live Preview” for editing & viewing draft changes side-by-side.
- Additional conveniences are also included in these upgrades.

These changes are shown & described on the pages below.

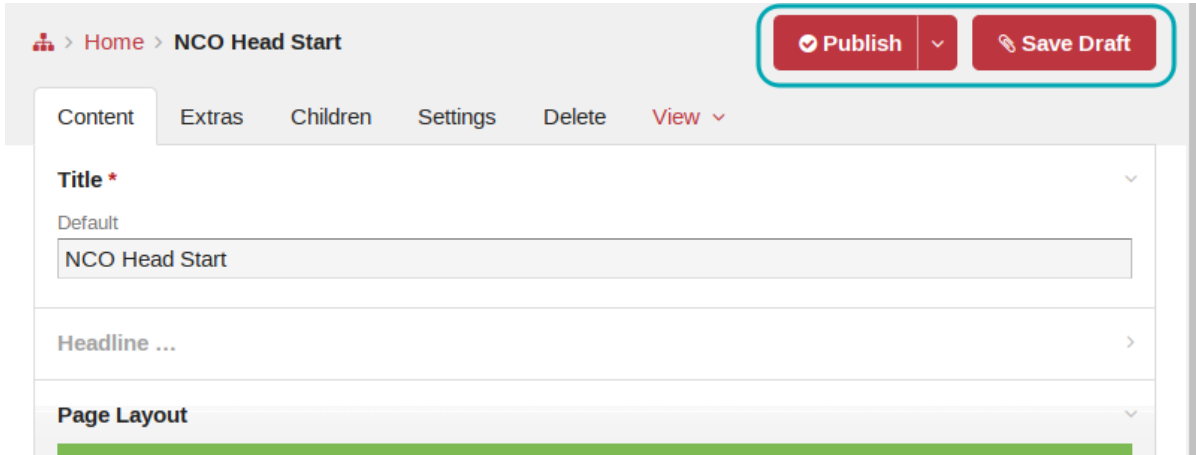
Please review the included notes.

## New “Save Draft” Button

You can use the new “**Save Draft**” button to save your changes before making them public.

The “**Publish**” button will make your changes publicly visible.

The “Publish” button will also reset the draft mode, showing “No Changes” made to the page.




## New “Live Preview” Feature

The “**Live Preview**” link at the top of the page will allow you to see a split screen view.

*Please see the screenshot below, showing how this looks.*

You can edit the page, click “Save Draft”, and see the latest changes appear on the right.

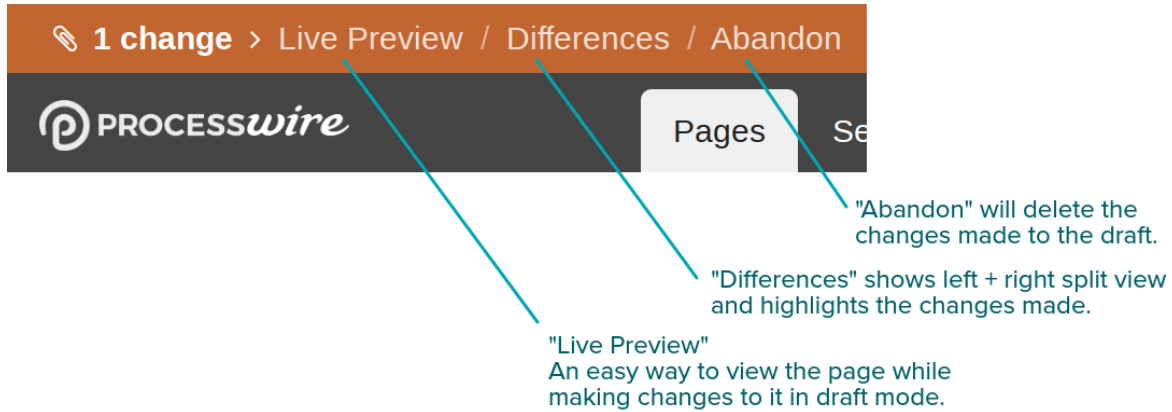
You can also adjust the vertical divider bar, to change the width of the editing tools & page layout.



## Additional Features

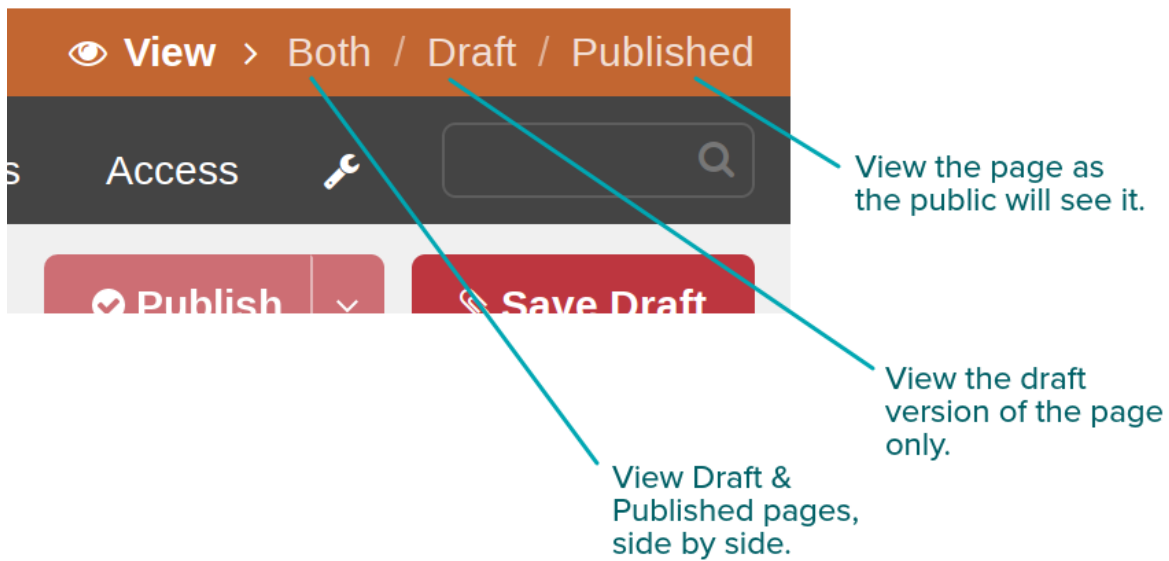
At **upper-left**, you can see the new links: Live Preview / Differences / Abandon.

The notes below describe the features.



At **upper-right**, you can see new links: View > Both / Draft / Published.

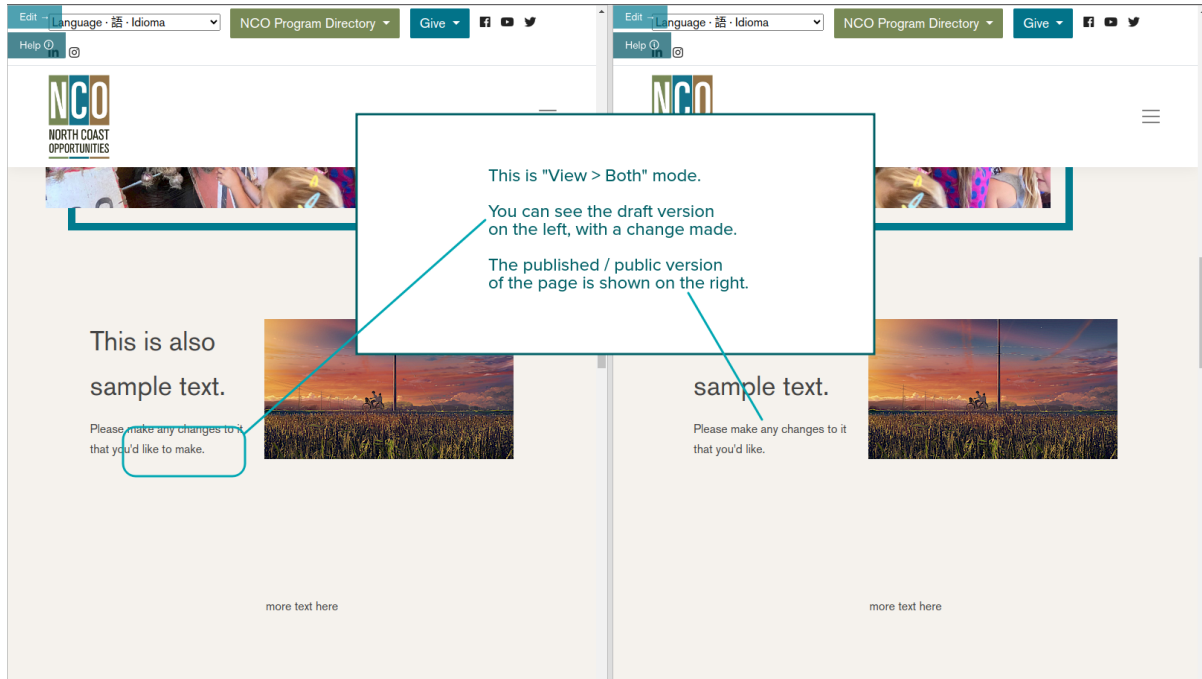
The notes below describe the features.



Below you can see how “**Both**” mode works.

It will create a preview showing the Draft on the left, and the most recent Published version, on the right.

This is a simple, side-by-side comparison view.



*Thank you for reviewing the latest features.*

*Please enjoy the new Drafts functionality.*